

TRANSFORMER SPECIFICATION

- 3 Phase Drive Isolation
- Dry Type
- ANN Self Cooled
- Suitable for Nonsinusoidal Current Load with a K-Factor Not to Exceed 4

PRELIMINARY DRAWING ONLY
 This drawing may NOT truly reflect our Final Design. Any resulting order(s) must be accompanied by, or refer to this drawing and be marked with any proposed changes.

Purchaser: TBA
 PO#: TBA
 SWO#: TBA
 Qty: TBA

Coils: Aluminum Wound
 Cat. No.: DA63H1-P1
 kVA: 63
 Primary: 460 Delta Volt
 Secondary: 460 Y/266 Volt
 Primary Taps: 2.5 %
 -Taps FCAN 2
 -Taps FCBN 2
 Frequency: 60 Hz
 Insulation Class: 220° C
 Temperature Rise: 150° C
 BIL: 10 kV
 Impedance: 5.0 - 6.0 %
 Weight: 460 Lbs

| Termination | Location | Lug Size |
|-------------|----------|------------|
| Primary: | Front | 2/0-14 AWG |
| Secondary: | Front | 2/0-14 AWG |

Wiring Connection:

| Primary Voltage | H1-H2-H3 % Tap | Jumpers To: |
|-----------------|----------------|-------------|
| 483 | 105.0 | 1-1-1 |
| 472 | 102.5 | 2-2-2 |
| 460 | 100.0 | 3-3-3 |
| 449 | 97.5 | 4-4-4 |
| 437 | 95.0 | 5-5-5 |

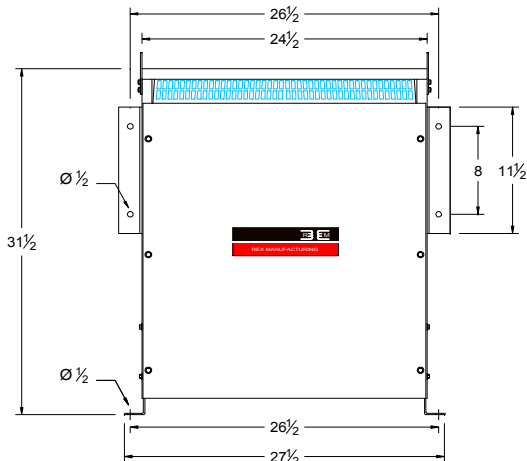
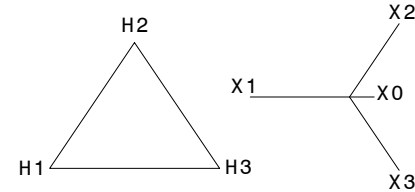
| Secondary Voltage | X0-X1-X2-X3 Phase | Connect Loads To: |
|-------------------|-------------------|----------------------------|
| 460 | 3 | X1-X2-X3 |
| 266 | 1 | X0-X1, X0-X2, and/or X0-X3 |

Standards:

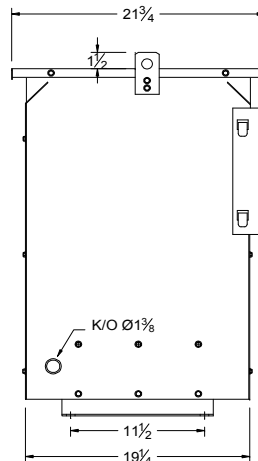
1. CSA Certified
 - File No. LR34493
2. UL Listed
 - File No. E108255

Standard Features:

1. Anti-Vibration pads installed between the enclosure base and the core & coil assembly
2. Ground lug provided
3. NC 200°C thermostat installed at the centre coil
4. Neutral terminal rated 200% of the line terminals
5. K-4 Rated



FRONT VIEW



SIDE VIEW

CSA Enclosure:

1. Type 2 (NEMA 2)
 - Sprinklerproof when the angle between sprinkler heads and opening in the enclosure does Not exceed 45 degree from the vertical.
2. Indoor Ventilated
3. ASA 61 Grey
4. Floor/Wall Mounting

Prepared by: AP
 Approved by: VS
 Date: DEC.8, 2008