

- NOTE:
1. TRANSFORMER SITS ON ENCLOSURE BASE
 2. METAL GAUGE TO CSA-C22 No. 94-M91
 3. PAINT ASA # 61 GRAY
 4. BOLTED, KNOCK DOWN CONSTRUCTION
 5. OPEN BOTTOM
 6. COVERED OPENING FOR ACCESS TO LIFTING POINTS

CSA TYPE 3R (NEMA 3R)
INDOOR/OUTDOOR USE

APPROX. WEIGHT:
CORE & COIL: 6700 LBS
ENCLOSURE: 1050 LBS
TOTAL: 7750 LBS

TRANSFORMER:

KVA: 1250

PRIMARY VOLTAGE CLASS: 1.2 KV

PRIMARY VOLTAGE:

- 600 VOLTS DELTA
- OR
- 480 VOLTS DELTA
- OR
- OTHER _____

PRIMARY TAPS:

- 2x2.5% FCAN, 2x2.5% FCBN
- 240Y/138 VOLTS
- OR
- 208Y/120 VOLTS
- OR
- OTHER _____

SECONDARY VOLTAGE:

- 10 KV
- 10 KV
- 220°C
- 150°C
- STANDARD
- STANDARD

PRIMARY BILL:

SECONDARY BIL:
INSULATION CLASS:
TEMPERATURE RISE:
IMPEDANCE:
SOUND LEVEL:

WINDING MATERIAL:

- COPPER
- OR
- ALUMINUM

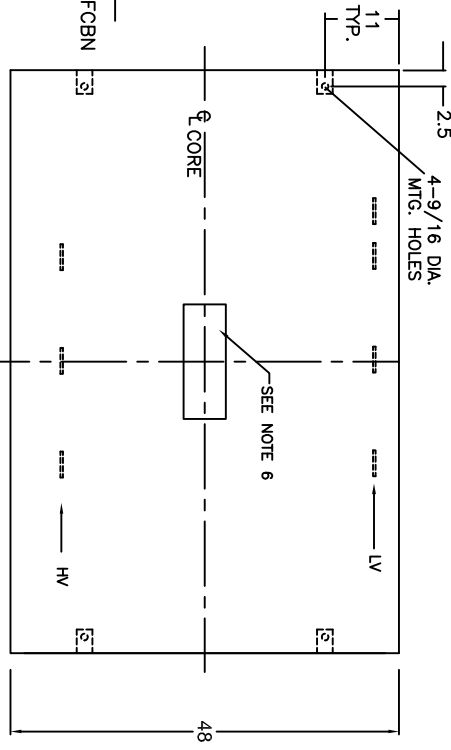
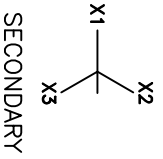
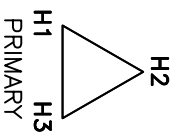
TERMINAL MATERIAL:

- COPPER
- OR
- ALUMINUM

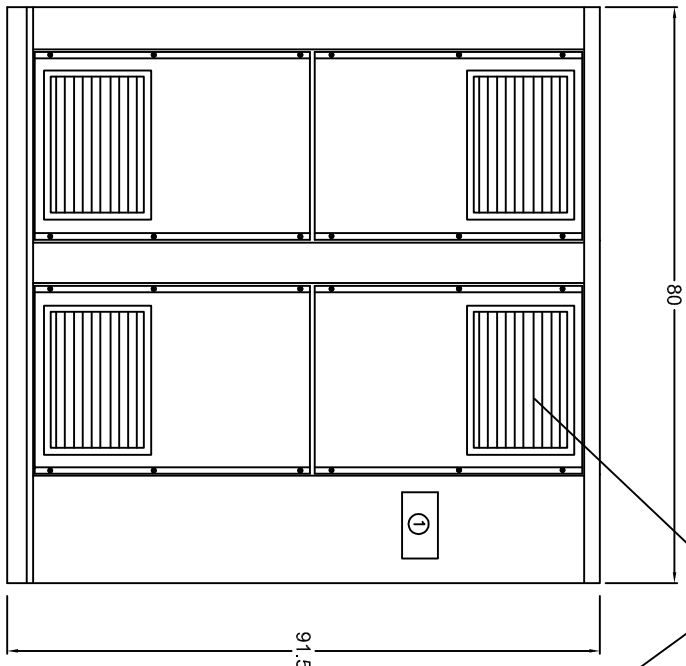
STANDARD FEATURES:

ANTI-VIBRATION PADS

VECTOR DIAGRAM

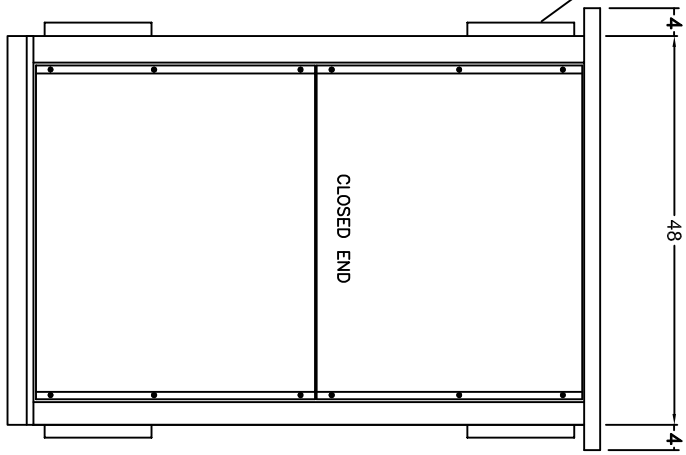


PLAN VIEW
(COVER REMOVED)



① NAME PLATE

FRONT VIEW



SIDE VIEW

Note: Dimensions may change if units are co-ordinated with switchgear. Dimensions are estimates. For firm dimensions contact factory.

REV.	REMARKS	BY	DATE

REX POWER MAGNETICS
DIVISION OF TRANSFACTOR INDUSTRIES INC.
SCALE: N.T.S. DRAWN BY: SARAKIS DATE: MAY 12, 09
CHECKED BY: DHAL DATE: MAY 12, 09
TITLE: 1500KVA 1.2KV CLASS ENCLOSURE OUTLINE
NEMA-3R
DRAWING No. 1500KVA-BIL10-3R