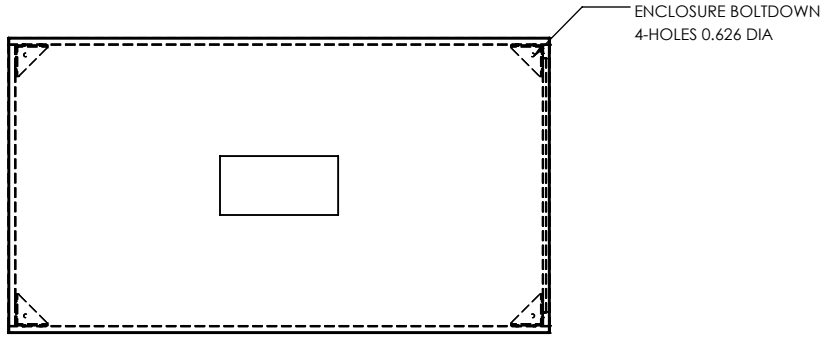



**CSA ENCLOSURE: E1-19**

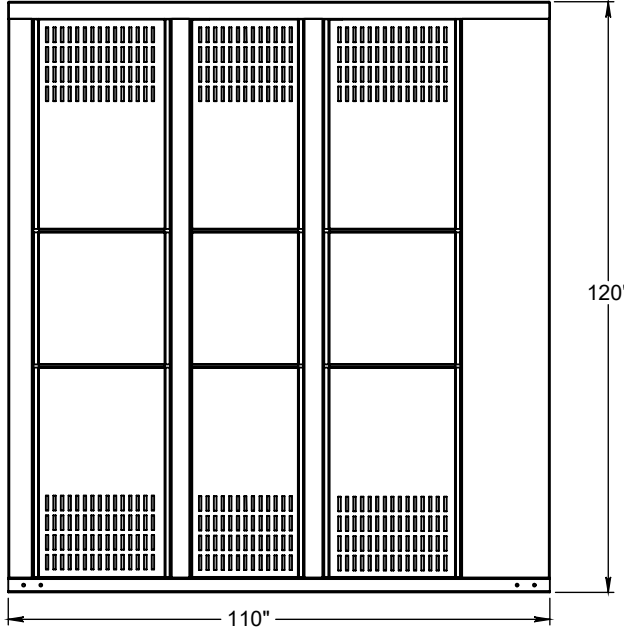
RATING TYPE 1 / NEMA 1  
 FINISH POLYESTER POWER COAT  
 COLOR ASA 61 GREY  
 MOUNTING FLOOR  
 WEIGHT 2150 LBS



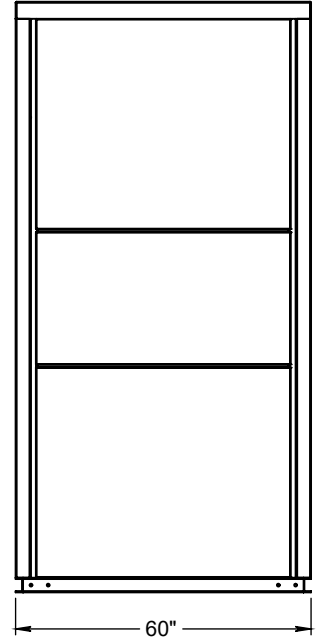
TOP  
 ACCESS TO THE LIFTING EYES  
 C/W BOLTED COVER



LEFT



FRONT

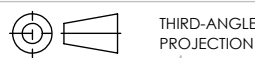


RIGHT

- NOTES:
- METAL GAUGE TO CAN/CSA-C22.2 NO. 94.1-15
  - CSA CERTIFIED - FILE NO. LR34493
  - BOLTED KNOCKDOWN CONSTRUCTION
  - OPEN BOTTOM. TRANSFORMER IS FREE STANDING IN ENCLOSURE
  - COVERED ROOF OPENINGS FOR ACCESS TO LIFTING POINTS ON TRANSFORMER C&C
  - AN AIR SPACE OF NOT LESS THAN 300MM (12 INCHES) IS REQUIRED BETWEEN TRANSFORMER ENCLOSURES AND BETWEEN A TRANSFORMER ENCLOSURE AND ANY ADJACENT SURFACE EXCEPT FLOOR
  - ADEQUATE VENTILATION IS ESSENTIAL FOR THE PROPER COOLING OF TRANSFORMER.

UNLESS OTHERWISE SPECIFIED:  
 DIMENSIONS ARE IN INCHES  
 .XX = ± 0.03"  
 .XXX = ± 0.010"  
 .XXXX = ± 0.0005"  
 FRACTIONS = ± 1/16"  
 ANGLES = ± 1°

THE INFORMATION ON THIS DRAWING IS THE PROPERTY OF REX POWER MAGNETICS. IT IS DISCLOSED IN CONFIDENCE AND IS NOT TO BE REPRODUCED, USED OR DISCLOSED EXCEPT FOR THE PURPOSE FOR WHICH FURNISHES.



	NAME	DATE
DRAWN	HB	06/19/2020
APPROVED	KH	06/19/2020
MATERIAL	STEEL	
FINISH	ANSI/ASA 61	



TITLE: <b>NEMA 1 ENCLOSURE-E1-19</b>		
SIZE <b>A</b>	DWG. NO. E1-19	REV
SCALE: NTS	WEIGHT: 2150LBS	SHEET 1 OF 1